

## GARAGE 3580 x 5380 mm

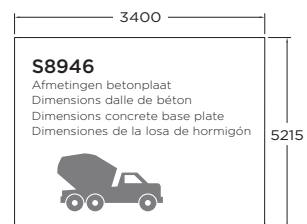

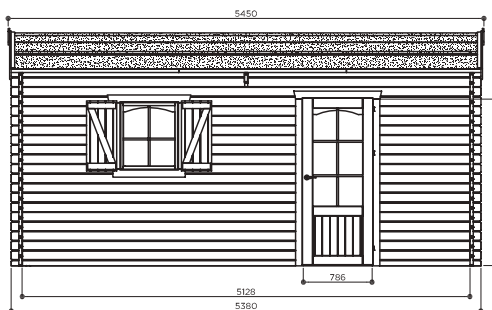
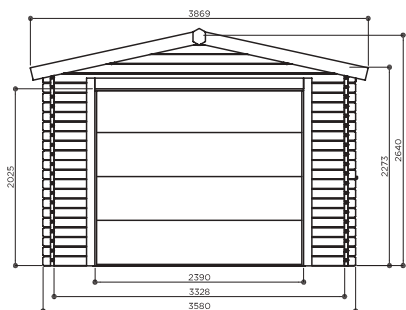
## S8946



19,26 m<sup>2</sup>  
S8946

**ALTERNATIVE**  
**S8944**  
EAN-code: 5412025089444

Vrije keuze inzake positie servicedeur en raam. - Libre choix de la position de la porte de service et de la fenêtre. - Libre elección de la posición de la puerta y ventana.



### EIGENSCHAPPEN - CARACTÉRISTIQUES - FEATURES - CARACTERÍSTICAS

16 mm 40 mm	± 1230 kg ± 100 kg	5800 x 1200 x 700 mm 2070 x 1125 x 150 mm	± 45,2 m <sup>2</sup>	75 kg/m <sup>2</sup>	
17,07 m <sup>2</sup>	19,26 m <sup>2</sup>	21,08 m <sup>2</sup>	12° 19,83 m <sup>2</sup>	30 kg/m <sup>2</sup>	incl.

### OPTIES - OPTIONS - OPTIONS - OPCIONES (p. 20-21)

3 x S5025	S522	S819	S8756	S891	9 x S579	28 x S5310	8 x S5311	6 x S5312	5 x S5313
					9 x S575	28 x S5315	8 x S5316	6 x S5317	5 x S5318
					9 x S577				